

Rayat Shikshan Sanstha
Rajarshi Chhatrapati Shahu College, Kolhapur

Feedback Committee

Feedback Analysis of Students for Teachers

Academic Year: 2022-23

Submitted to

Internal Quality Assurance Cell

Introduction and Objectives:

Rayat Shikshan Sanstha's, **Rajarshi Chhatrapati Shahu College, Kolhapur** was established in the year 1961. The college aims at the overall development of the students to become entrepreneurs and professionals in the respective disciplines. Every year survey has conducted to assess the satisfaction of all the stakeholders regarding curriculum, teaching, learning, evaluation and infrastructure of the college. Receiving positive and negative feedback are an important in helping monitor and evaluate the provision. Feedback from all stakeholders is a contributing factor to run a successful college or institution.

Methodology

In academic year 2022-23, we asked all stakeholders to fill a feedback form (provided by college). The feedback forms have also available on the college website. Filling of feedback is mandatory.

Design of Feedback

The responses from the students for teachers are collected on the five-point scale (Likert scale)

- 1) Strongly Agree
- 2) Agree
- 3) Neutral
- 4) Disagree
- 5) Strongly disagree

Data Coding

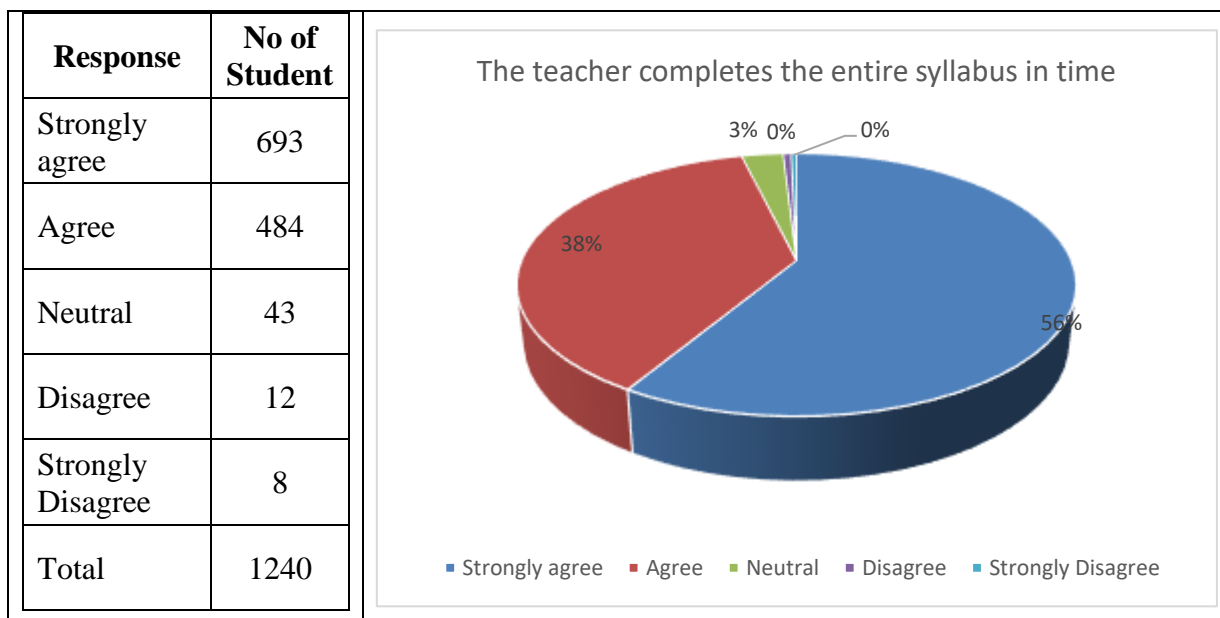
Least is best method is used to code data. It means lowest rank is given to the strongly agree response and next rank is given to agree response and so on.

- 1) Strongly Agree : 1
- 2) Agree : 2
- 3) Neutral : 3
- 4) Disagree : 4
- 5) Strongly disagree : 5

Analysis of Feedback

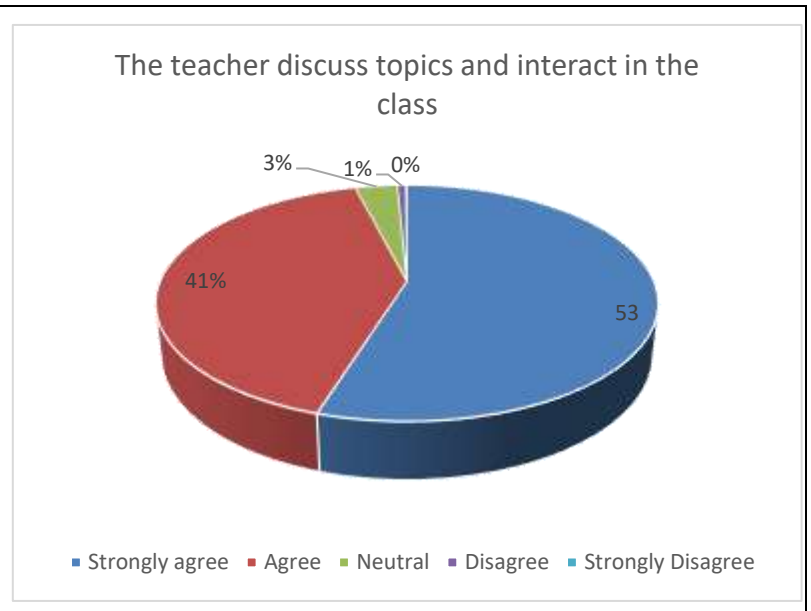
Feedback was collected and analyzed by Feedback Analysis Committee of the college. Opinion of all the stakeholders is obtained about each parameter in terms of percentage. Analyze the data using tabular and graphical representation.

1. The teacher completes the entire syllabus in time



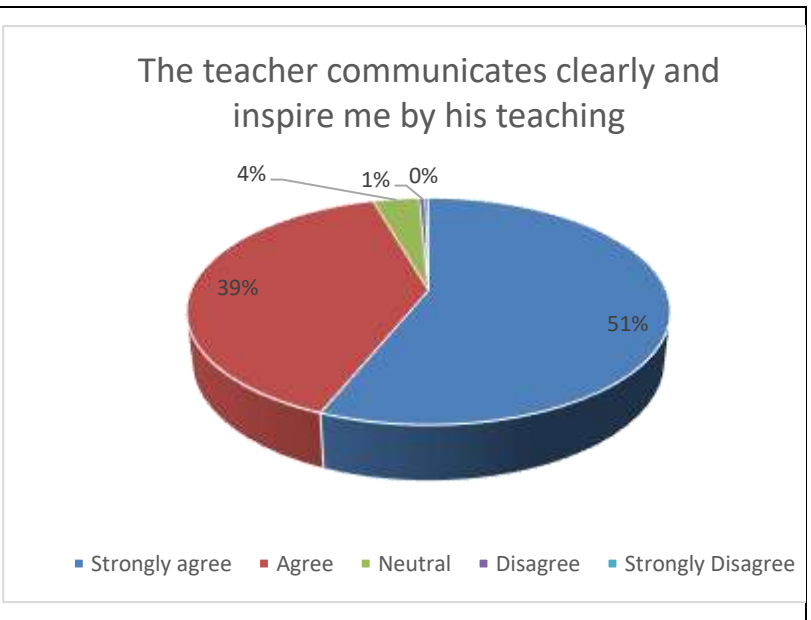
2. The teacher discusses topics and interact in the class

Response	No of student
Strongly agree	654
Agree	512
Neutral	56
Disagree	8
Strongly Disagree	10
Total	1240



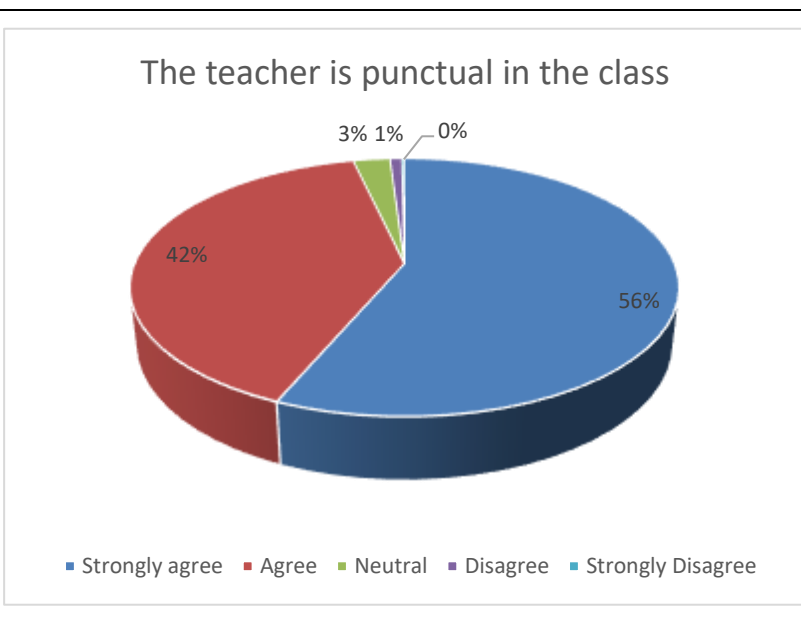
3. The teacher communicates clearly and inspire me by his teaching

Response	No of student
Strongly agree	640
Agree	520
Neutral	59
Disagree	15
Strongly Disagree	6
Total	1240



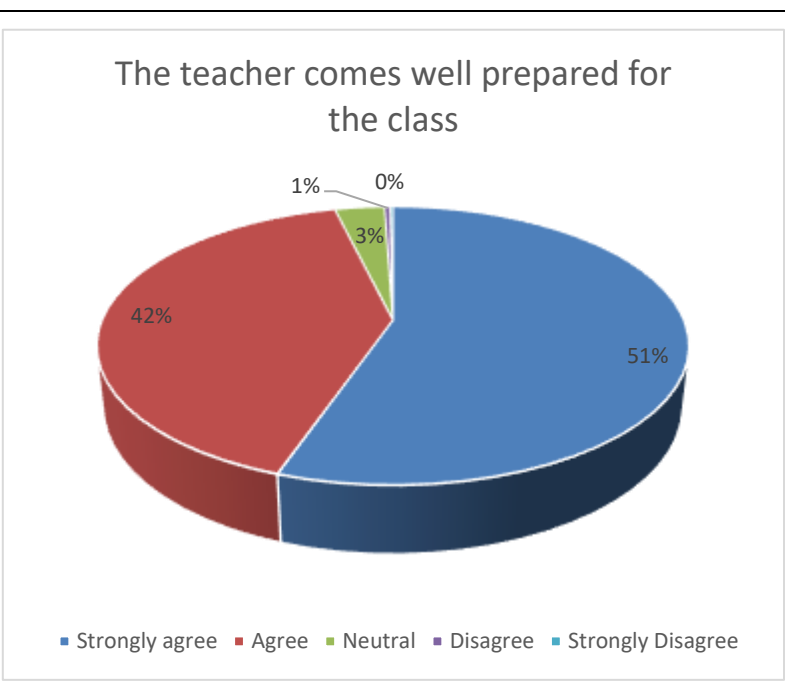
4. The teacher is punctual in the class

Response	No of student
Strongly agree	642
Agree	525
Neutral	51
Disagree	14
Strongly Disagree	8
Total	1240



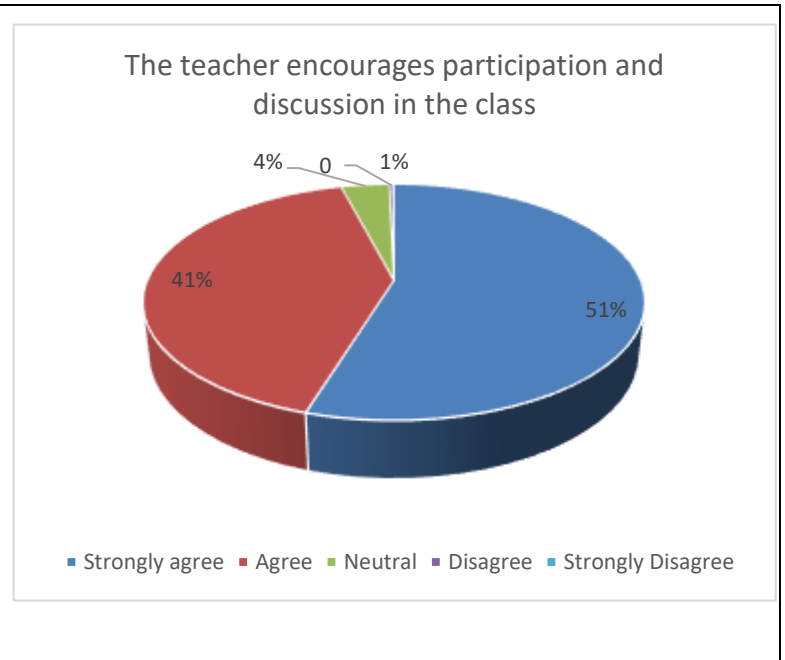
5. The teacher comes well prepared for the class

Response	No of student
Strongly agree	619
Agree	548
Neutral	53
Disagree	13
Strongly Disagree	7
Total	1240



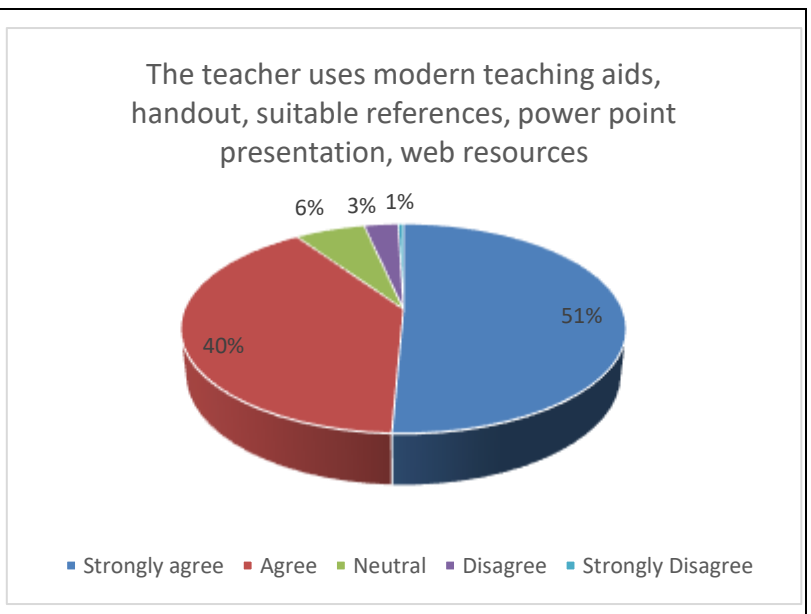
6. The teacher encourages participation and discussion in the class

Response	No of student
Strongly agree	632
Agree	527
Neutral	58
Disagree	9
Strongly Disagree	14
Total	124



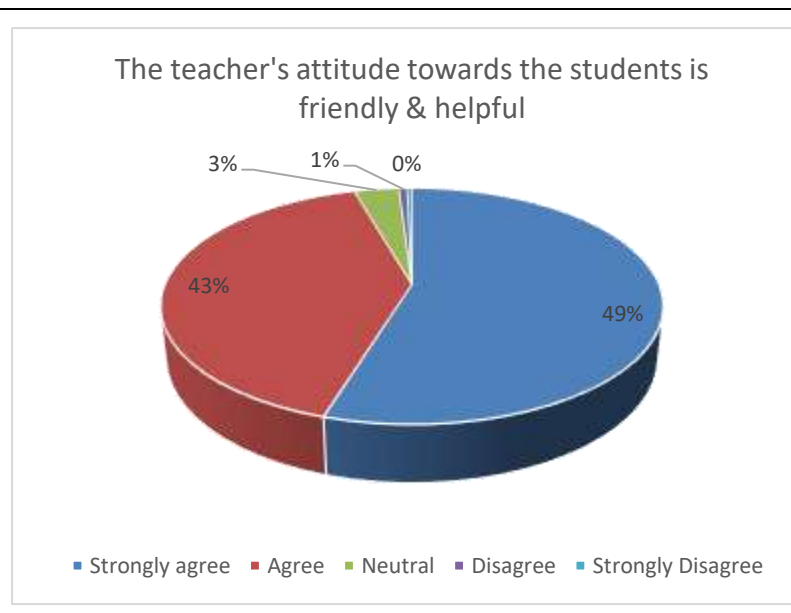
7. The teacher uses modern teaching aids, handout, suitable references, power point presentation, web resources

Response	No of student
Strongly agree	530
Agree	542
Neutral	96
Disagree	47
Strongly Disagree	25
Total	1240



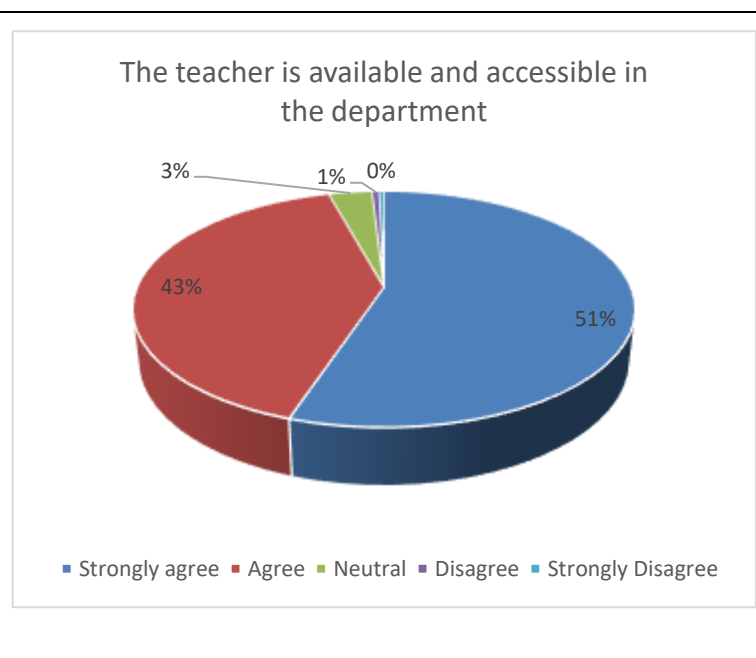
8. The teacher's attitude towards the students is friendly & helpful

Response	No of student
Strongly agree	613
Agree	540
Neutral	64
Disagree	12
Strongly Disagree	11
Total	1240



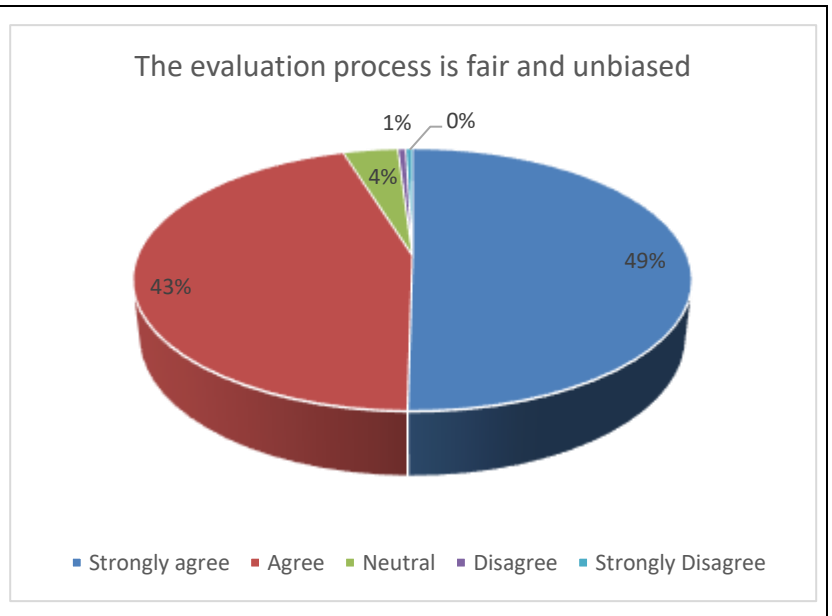
9. The teacher is available and accessible in the department

Response	No of student
Strongly agree	613
Agree	540
Neutral	64
Disagree	12
Strongly Disagree	11
Total	1240



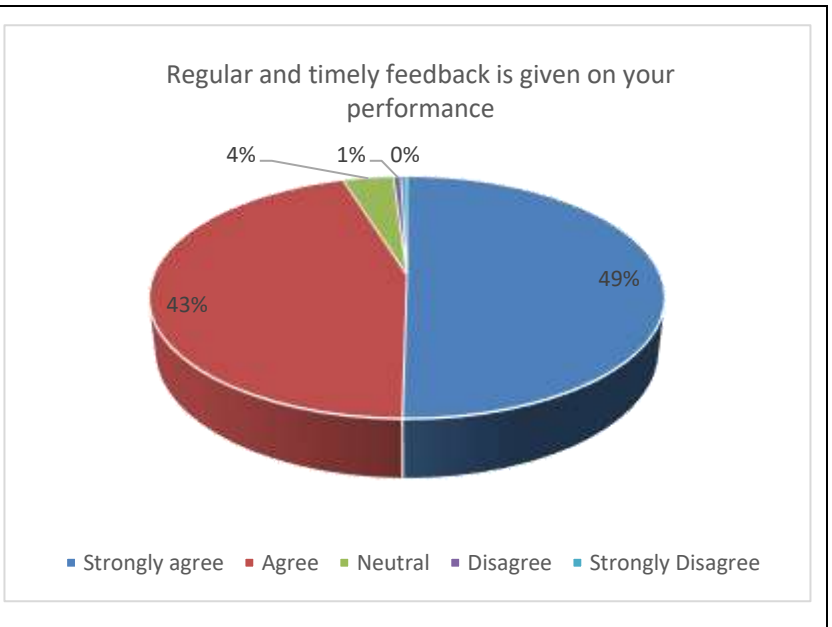
10. The evaluation process is fair and unbiased

Response	No of student
Strongly agree	539
Agree	614
Neutral	59
Disagree	18
Strongly Disagree	10
Total	1240

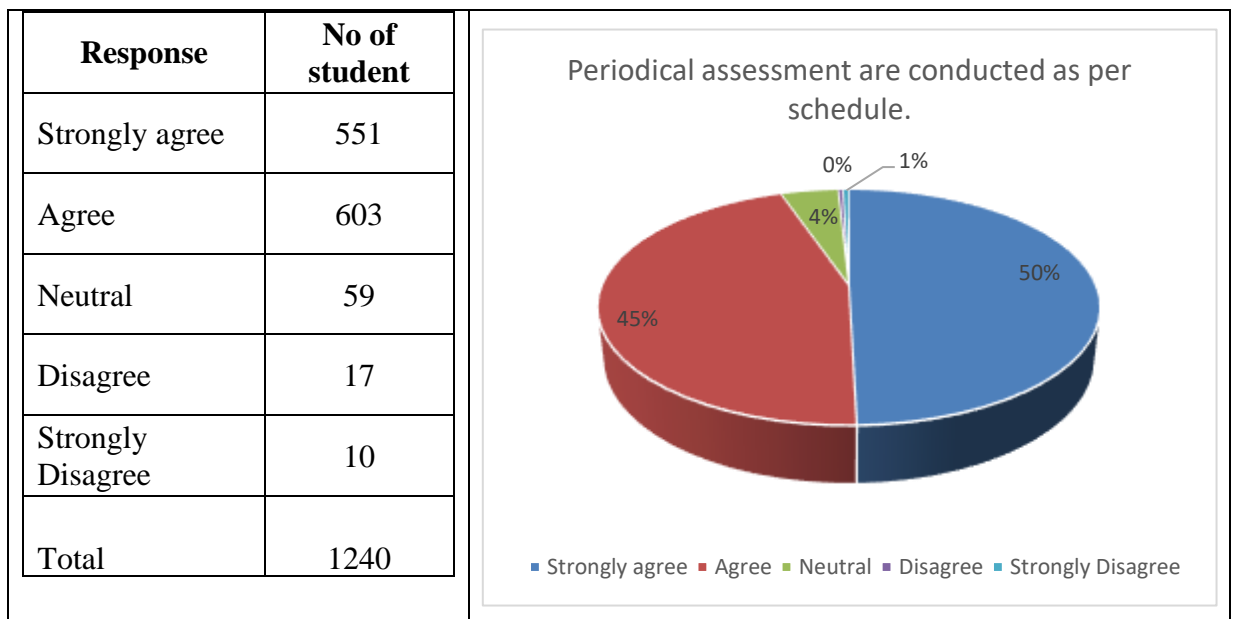


11. Regular and timely feedback is given on your performance

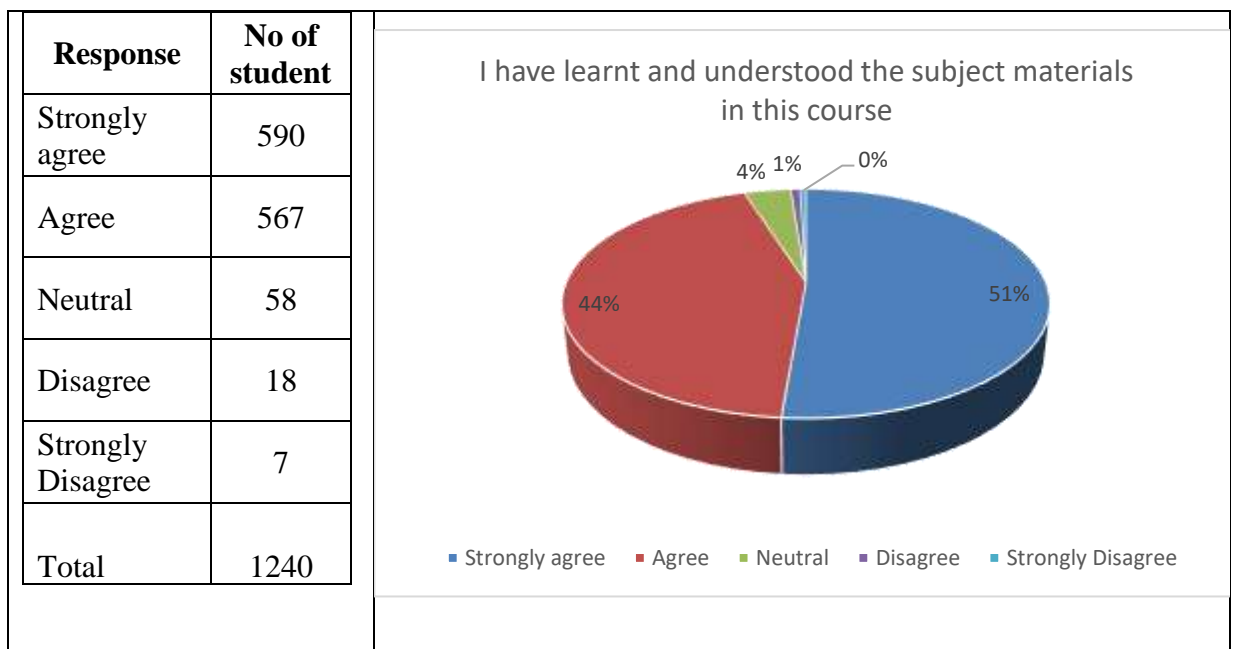
Response	No of student
Strongly agree	599
Agree	558
Neutral	60
Disagree	10
Strongly Disagree	13
Total	1240



12. Periodical assessment is conducted as per schedule.



13. I have learnt and understood the subject materials in this course



Conclusion:

Feedback of students for teacher was analyzed and the opinion of the stakeholders is obtained about each parameter in terms of percentage. From feedback the conclusions are: The respondent are strongly agree with 56% for The teacher completes the entire syllabus in time, with 53% for The teacher discusses topics and interact in the class, with 52% for The teacher is punctual in the class, with 52% for The teacher comes well prepared for the class and The teacher encourages participation and discussion in the class.

The respondents are agreeing with 93% for the teacher uses modern teaching aids, handout, suitable references, power point presentation, web resources, with 92% for the teacher's attitude towards the students is friendly & helpful and the teacher is available and accessible in the department, with 93% for the evaluation process is fair and unbiased, with 93% for Regular and timely feedback is given on your performance. The respondents are not agreeing with 1% for Periodical assessment is conducted as per schedule, with 94% for learnt and understood the subject materials in this course.

Suggestion/ Recommendation

For teaching staff, the students suggested and recommended that,

1. Teaching quality is best.
2. Upload ppt as well as video of important lecture on the website


T. S. Kurane
Chairman
Feedback Committee


IQAC Coordinator
R. C. Shahu College,
Kolhapur.


Principal,
Rajarshi Chh. Shahu College,
Kolhapur.